

# ARGUS

## eLearning Quick Start Guide

### ARGUS eLearning Quick Start Guide

#### 1. Order confirmation

Once the ARGUS eLearning checkout process is complete, you will receive an order confirmation email. Please save or print this order confirmation for your records.

#### 2. Email fulfillment

Within 24 hours you will receive an order fulfillment email. This email will contain instructions on how to launch the purchased eLearning course(s).

#### 3. Follow the download link

Your fulfillment email will contain a link with which the eLearning course can be accessed via a web browser. Clicking the link will direct your browser to the eLearning courses page at [www.arguszone.com](http://www.arguszone.com).

#### 4. Login using your username and password at [www.arguszone.com](http://www.arguszone.com)

**For existing users who have an account to ARGUSZone:** Use your registration username and password to access the eLearning site.

**For new users:** Register on ARGUSZone by clicking 'Register Now' and complete the registration steps.

When registering for access to ARGUSZone, *use the same email address to which your confirmation email was sent.*

5. Click the Education tab

Click the Education tab and click the **eLearning** link on the Education page. Click the **'My Learning'** button at the top of the page to access purchased eLearning courses.

6. Select the course

All purchased courses in the 'My learning' section will appear listed under either the **Current** or **Completed** tab. Click the name of the course to open a new window and begin the course.

*Please disable any pop-up blocker (IE, Yahoo!, Google, etc) that may be active in your browser.*

7. Click 'Begin' to start the course

After you click **Begin**, the course will commence in its own browser window. Follow the instructions on screen to continue.

## Frequently Asked Questions



**Is there a time limit to the course I purchased?**

Yes, each course has an expiration date of 90 days after purchase.



**When I click on the name of the course to begin, nothing happens. Why?**

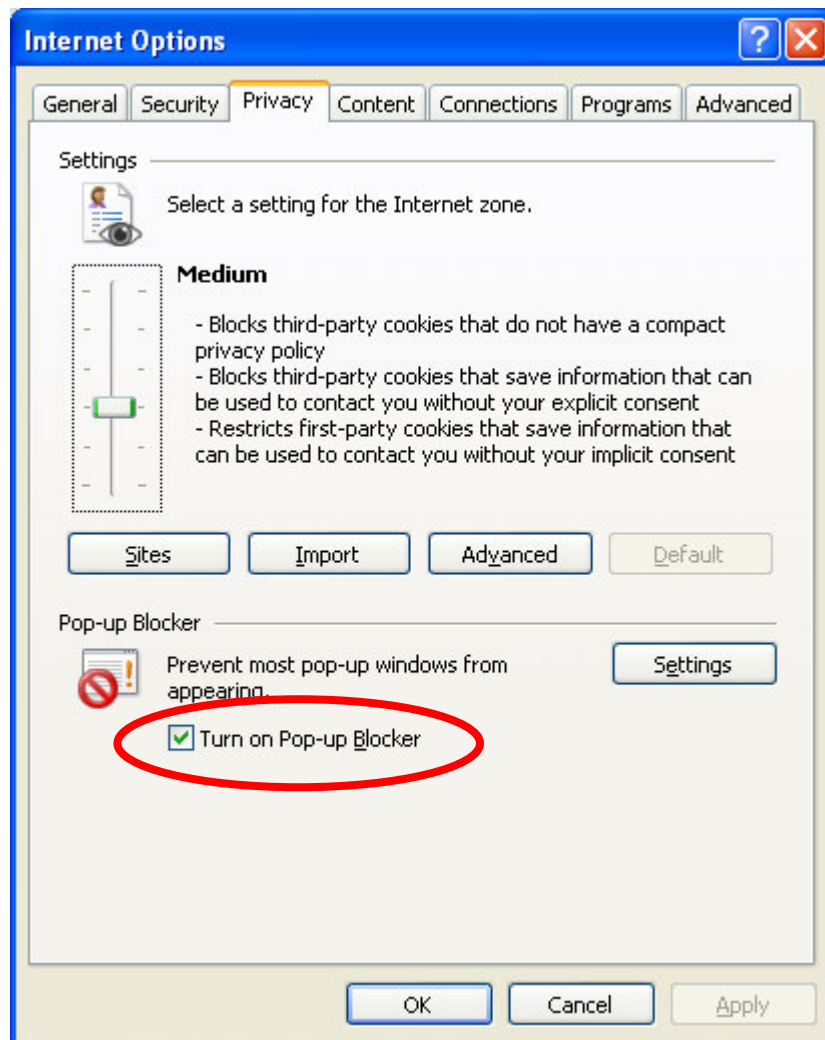
Make sure you have any pop-up blocker program turned off or disabled.



## How do I disable my Pop-up Blocker?

The steps to turn off an internet Pop-up blocker largely depends upon which Pop-up blocking program is installed (Google, Yahoo!, Internet Explorer, etc).

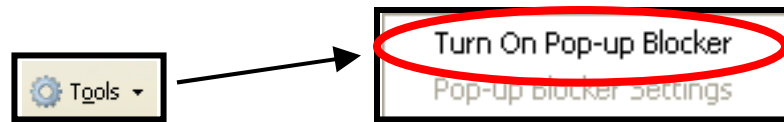
To turn off the Internet Explorer Pop-up blocker, go to **Tools > Internet Options** in your browser.




Click the **Privacy** tab, and deselect the option to *Turn on Pop-up Blocker*.

To disable the Google Pop-up blocker, open a browser window and click the **Tools** icon on the Google Toolbar.

From the Tools menu deselect *Turn on Pop-up Blocker*.




 **I just bought a course online. How long before I can login and take the course?**

Please allow a 24-hour period for email fulfillment. The order fulfillment email will contain the link to your ARGUS eLearning courses.

 **What are the system requirements for ARGUS eLearning?**

Windows 2000 (SP4) or Windows XP (SP2), Internet Explorer 6.0 or higher, Flash Player, and Windows Media Player or Quicktime.

 **What if I don't receive the Order Confirmation or Fulfillment Email?**

Please email ARGUS Technical Support at:  
[support@argussoftware.com](mailto:support@argussoftware.com).